

YEAR 9
CLASS 9L





SUMMER REVISION LIST 2025

Our Lady of Lourdes School Ballymoney

Caring, Sharing, Learning together to meet the future

Castle Street, Ballymoney County Antrim BT53 6JX

 028 2766 2050  www.ourladyoflourdesballymoney.com

**9S/L SUMMER EXAMINATION TIMETABLE 2025**

NAME: _____	1	2	3	4	5	7	8	9
MONDAY 26th MAY 2025	SPRING ←→		BANK ←→			HOLIDAY ←→		
TUESDAY 27th MAY 2025		SCIENCE ←→		MUSIC ←→				
WEDNESDAY 28th MAY 2025	ENGLISH ←→				FRE/IRISH ←→ 9L RE ←→		HE/TECHNOLOGY ←→	
THURSDAY 29th MAY 2025		9S GEOG ←→		9S MATHS ←→ 9L HISTORY ←→			9S HISTORY ←→	
FRIDAY 30th MAY 2025		SCIENCE ←→			9S RE ←→			




<u>English</u>	<p><u>The Champion Group</u></p> <p>Reading & Comprehension: short comprehension task.</p> <p>Punctuation & Grammar: Capital letters and full stops</p> <p>Writing: Write sentences about the picture (word bank included)</p> <p>Speaking & Listening: Listen to the instructions and add to the picture.</p> <p><u>The Brilliant Group</u></p> <p>Reading & Comprehension: read the story and answer questions in full.</p> <p>Punctuation & Grammar: Capital letters, full stops, exclamation marks & question marks.</p> <p>Writing: Write 2-3 paragraphs about the picture (word bank included)</p> <p>Speaking & Listening: Listen to the instructions and add to the picture.</p> <p><u>The Awesome Group</u></p> <p>Reading & Comprehension: Harry Potter comprehension - read the extract and answer the questions using full sentences with supporting evidence.</p> <p>Punctuation & Grammar: Capital letters, full stops, exclamation marks, question marks, commas and apostrophes.</p> <p>Writing: Write about the picture to make a short story.</p> <p>Speaking & Listening: Listen to the instructions and add to the picture.</p>
<u>Maths</u>	<p><u>Orange Group:</u></p> <ul style="list-style-type: none">● Fractions: Equivalent, simplest form● Money: fractions of an amount, problem solving, currencies● Long Multiplication● Long Division● Square and square root numbers● Percentages <p><u>Yellow/ Green Group:</u></p> <ul style="list-style-type: none">● Fractions: identify fractions, simplest forms, equivalent● Long multiplication● Times Tables: All/squared numbers● Inverse



	<ul style="list-style-type: none">● Short Division● Percentages: Of an amount in relation to money, problem solving <p>Purple Group:</p> <ul style="list-style-type: none">● Fractions: Identify fractions, shading fractions of an amount● Column Method: addition and subtraction● Times tables: 2's, 5's, 10's, 3's, 4's● Percentages: 50%, 10% of an amount/shape
<u>Science 9L</u>	<ul style="list-style-type: none">● What is a balanced diet?● What are the 7 main food groups?● What is food used for in the body? (e.g. Carbohydrates provide us with energy)● Label the 'Eat Well Plate' correctly. (Name and foods)● Food deficiency diseases – their names, symptoms and foods that can prevent them.
<u>Art</u>	<p>Assessment 1: Clay Pop Art Cake - marked out of 10 Assessment 2: Cubism Self Portrait - marked out of 10 Assessment 3: Ice Cream Logo Design - marked out of 10</p> <p>All three assessments are completed throughout the year (finishes in April) and will be totalled together (out of 30) to create a percentage and grade for the summer report.</p>
<u>HE</u>	<p>Identify and explain 2 personal hygiene rules</p> <p>Identify and explain 2 Health & Safety Rules</p> <p>Be able to list common accidents in the home / methods of prevention</p> <p>Diet Related Disorders - What is CHD? Main Causes / Methods of Prevention</p> <p>What is Diabetes? Main Causes / Methods of Prevention</p>



	<p>What is Osteoporosis? Main Causes / Methods of Prevention</p> <p>Ways to look after your teeth / Methods of Prevention</p>
<p>Technology</p> 	<p>Students will be assessed on their practical work throughout the school year. They have manufactured a Birdhouse, Mobile phone Feeder and Pencil Holder.</p> <ul style="list-style-type: none">● On their creative base designs.● On their competency of using hand tools and machines in a safe manner and adhering to the workshop rules.● On their ability to accurately mark out their template and cut it using a coping saw and finish using the hand files .● On their ability to accurately finish their projects to a high standard.
<p><u>RE</u></p> <p>Name the 10 commandments.</p> <ol style="list-style-type: none">1. You shall have no other gods before Me.2. You shall not make idols.3. You shall not take the name of the LORD your God in vain.4. Remember the Sabbath day, to keep it holy.5. Honor your father and your mother.6. You shall not murder.7. You shall not commit adultery.8. You shall not steal.9. You shall not bear false witness against your neighbour.10.You shall not covet. <p>Saint Francis.</p> <ul style="list-style-type: none">● Saint Francis was born in 1181 in Assisi in Italy.● When he was born, he was called Giovanni.	



- He was called Francis because his dad gave it to him as a nickname.
- He is the patron Saint of animals, merchants, and ecology.
- He had a vision and believed that God wanted him to return to Assisi. Once home, he began to change the way he lived. He gave away all of his wealth and chose a life of poverty.

How can we look after our environment.

- What goes in a blue bin.
- What goes in a black bin.
- What is recycling - Recycling is the process of collecting and processing materials that would otherwise be thrown away as trash and turning them into new products.
- What ways you can recycle at school.

History

The Ulster Plantation

When did the Ulster Plantation happen?

- 1609

Why did the Ulster Plantation happen?

- The Ulster Plantation happened so that the English King would have loyal and trustworthy people in Ireland. It would bring order and control by stopping trouble and it would bring English culture to Ireland.

Be able to label the parts of the Plantation Bawn and explain how they were useful for protection.

Bawn wall, Musket loop, Turret, Attic, Gate, Flanker.

Feature	Explanation (how could it be used to protect the Settlers)
Gate	<ul style="list-style-type: none">· Keep unwanted people out.· Only one way in or out· A locked gate is hard for an enemy to get through



Bawn Wall	<ul style="list-style-type: none">· Keep unwanted people/ animals out.· Made of stone – hard for anyone to break through· It goes right around the house- secure.· It is high, people can't get over it but settlers can stand at a height and shoot out.· There are firing holes in the wall that mean shots can be fired out.
Flanker	<ul style="list-style-type: none">· Used a lookout· Could be used for storage· A place to shoot from
Turret	<ul style="list-style-type: none">· Easy access to roof· A place to shoot from· Height advantage to see the surrounding area- able to identify danger
Musket Loop	<ul style="list-style-type: none">· Protection during shooting – the person on the inside would have a good chance to aim. The person on the outside would have very little chance of hitting the target.· Tall, thin type of opening/window
Attic	<ul style="list-style-type: none">· Storage· Hiding – valuables, weapons, people

Spanish Armada - Know the key words and their meaning.

- Fleet: group of ships
- Coast: Part of the land near the sea
- Explosive: can blow up
- Dangerous: something that can cause harm
- Attack: to fight
- Tactic: a plan to help you win
- Invader: someone who does not belong there
- Defeat: Loss
- Soldier: person who works in the army
- Beacon: a light or fire that gives warning
- Battle: a large scale fight
- Journey: to travel somewhere



England and Spain in the 16th Century

In the 16th Century England and Spain were two of the most powerful countries in Europe. England was ruled by Queen Elizabeth from 1558 to 1603 and Spain was ruled by King Philip II from 1556-1598. Both of them wanted control of their own countries and of others. There was great tension as they fought for power. It was not helped by the fact that they were different religion. Philip was Catholic and Elizabeth was Protestant.

Geography

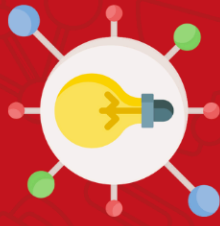
- Earthquakes- the Ring of Fire, Tsunami facts.
- Volcanoes- Parts of a volcano, Famous volcanoes: Merapi.
- The Earth- Structure, Core & Inner Core.

Music

Practical Keyboard Assessment in class.




Mind Maps



YouTube



Flash Cards



Post it notes



Planning



mnemonics


REVISION TECHNIQUES



Past Papers



Websites



Keywords



Booster Classes